



Help Manual

Online Student Application



GAUHATI UNIVERSITY
ASSAM

DECLAIMER

The screens used in the creation of this Document may vary with time been changes which happens in the due course. It is suggested to the candidate to go through the Help Manual properly before filling their Online Application Form. "The University does not own any responsibility for submitting any wrong information in the Application Form"



Help Manual (Gauhati University, Assam)

Help:-

This is a Student Help Guide to help them fill their **Online Admission Form** Step by Step using <https://guportal.in>

How to Fill Admission Application Form.

Step 1: Login to <https://guportal.in> link.

Step 2: Click on Application Form for Admission 2018-2019 Link on the left hand side of the page.

The screenshot shows the Gauhati University portal interface. At the top, there is a blue header with the university logo and name in Assamese and English, and a 'College / GU Department Login' button. Below the header, there is a navigation bar with 'Important Links' on the left and 'News & Events' on the right. The 'Important Links' section contains several buttons: 'Application Form for Admission into Post Graduate, M.Phil and Ph.D Programmes of study, 2018-19' (highlighted with a red box and an arrow), '2nd Semester Examination Form (2017-18)', 'B.Ed First Year Final Examination 2018 (Regular Batch)', '[Help Manual B.Ed Examination Forms]', and '[Download Admit Card]'. The 'News & Events' section contains a news item about 'Student Registration and Examination form correction interfaces' and a 'General Instruction & Notification' section with two notices. A central image of the university gate is also visible, with a callout box pointing to the 'Application Form for Admission 2018-2019' link, containing the text 'click here for Admission From Fill up'.

After clicking on “Application Form for Admission 2018-2019” Link, below option will be opened up for student to fill their online Admission Application Form.

DECLAIMER

The screens used in the creation of this Document may vary with time been changes which happens in the due course. It is suggested to the candidate to go through the Help Manual properly before filling their Online Application Form. "The University does not own any responsibility for submitting any wrong information in the Application Form"



Help Manual (Gauhati University, Assam)

The screenshot displays the Gauhati University website interface. At the top, there is a header with the university's name in Assamese and English, and navigation links for 'College / GU Department Login' and 'Home'. Below the header is a banner image showing students and a hand typing on a laptop. A contact number '+91-9870391549' and an email address 'gauiums@gmail.com' are provided for queries. The main content area is divided into three columns: 'List of Online Application Form', 'Registered Candidate Login', and 'News & Events (New)'. The 'List of Online Application Form' column contains links for 'MPhil/PhD Application Form', 'PG Application Form', 'M.Sc. Nursing Application Form', and 'M.Sc. Cancer Biology Application Form'. An arrow points to the 'M.Sc. Nursing Application Form' link. The 'Registered Candidate Login' column has links for 'Student Login' and 'Payment Verification', with a button labeled 'Click here for Admission Form Fill up'. The 'News & Events (New)' column lists various notices and brochures. At the bottom, a message states: 'Students and Colleges are advised to use Google Chrome' with the Chrome logo.

Step 3: Click on the “M.Sc. Nursing Application Form” link to fill the Application Form.

Step 4: Fill in the form with the correct details.

Note: This Form will generate the User Id & Password. Which will be later on used to fill the complete Admission Form.

Please enter your “Working Experience in Nursing Profession” in number of Months.

DECLAIMER

The screens used in the creation of this Document may vary with time been changes which happens in the due course. It is suggested to the candidate to go through the Help Manual properly before filling their Online Application Form. "The University does not own any responsibility for submitting any wrong information in the Application Form"



Help Manual (Gauhati University, Assam)

Welcome, TEST NURSING

Home | Change Password | Logout

Personal Information | Address Information | Academic Details | Document Upload | Course Applied For | Preview

Please do not fill in the Admission Application Form by opening multiple tabs in the browser and fill in one Form at a time only. Please Logout after success filling of the Form.

Application of Admission for the Academic Session 2018 - 2019

Step [1/5] : Personal Information

Applying For :	Post Graduation (PG) ▾		
Applicant's Name (As on 10th Marksheet) :	TEST NURSING *		
Father's Name :	Mr. ▾	TEST NURSING *	
Mother's Name :	Mrs. ▾	TEST NURSING *	
Date of Birth (As per Xth Certificate) :	17/06/1992 [DD] [MM] [YY] *	Nationality :	<input checked="" type="radio"/> Indian <input type="radio"/> Other
Domicile(State) :	Assam ▾ *		
Gender :	Male ▾ *		
Religion :	Christian ▾ *		
Category :	GEN ▾ *		
Registration No. of the State Nursing Council of India :	123456789 *	Working Experience in Nursing Profession (months) :	13 *
Local Guardian Name :	TEST NURSING	Relationship with Local Guardian :	Father
Other Category(Ex-Employee of GU/ Employee of GU/ Ex-Employee of Defense Personnel/ Fringe Village/ Extracurricular Quota) <input checked="" type="checkbox"/>			
*Note : Download the other category form and submit the filled form in the department you are applying for to claim reservation under following category.			
Are you Son/Daughter of Ex-Employee of Gauhati University ?	<input type="checkbox"/>	Download Form	
Are you Son/Daughter of Present Employee of Gauhati University ?	<input type="checkbox"/>	Download Form	
Are you Son/Daughter of Ex-Employee of Defence Personnel?	<input type="checkbox"/>	Download Form	
Are you Permanent Resident of Fringe Village as notified by Gauhati University?	<input type="checkbox"/>	Download Form	
Do you want to apply under Extracurricular Quota?	<input type="checkbox"/>	Download Form	
Do you want to apply under NCC and NSS Quota?	<input type="checkbox"/>	Download Form	
Are you pursuing any other regular course in GU or Other university?	<input type="radio"/> YES <input checked="" type="radio"/> NO		
Have you pursued or pursuing/ Completed any Masters Programme at GU ?	<input type="radio"/> YES <input checked="" type="radio"/> NO		
Need Hostel Accommodation?	<input type="radio"/> YES <input checked="" type="radio"/> NO		
Are you Differently Abled?	<input type="radio"/> YES <input checked="" type="radio"/> NO		
Applicant's Mobile Number :	9984156652 *	Applicant's Email Id :	akverma@expediens.com *
Parents/ Guardian's Mobile No. :		Parent's E-Mail Id :	
Local Guardian's Mobile Number :		Local Guardian's E-Mail Id :	
Applicant's Aadhar Number (if any) :			
Unique Identity Details			
Class XII th or Equivalent Roll No. :	Test Nursing *	Marksheet Serial No. of Class X th or Equivalent :	Test Nursing *
Class X th or Equivalent Roll No. :	Test Nursing *	Passing Year of Class X th or Equivalent :	2005 ▾ *
SAVE & NEXT			

Disclaimer: "The University does not own any responsibility for submitting any wrong information in the Application Form".

DECLAIMER

Page 4

The screens used in the creation of this Document may vary with time been changes which happens in the due course. It is suggested to the candidate to go through the Help Manual properly before filling their Online Application Form. "The University does not own any responsibility for submitting any wrong information in the Application Form"



Help Manual (Gauhati University, Assam)

Step 5: Click on “**SAVE & NEXT**” button to submit your basic details and complete Step 1 of admission form Fill up.

Below screen will appear after you have submitted the details.

Please note the ID and Password and click on “Click here for Next Step (2/5)” to go to step 2 of Admission form fill up, or re-login to continue with step 2.

গুৱাহাটী বিশ্ববিদ্যালয়
Gauhati University

Welcome, amit

Home | Change Password | Logout

Personal Information | Address Information | Academic Details | Document Upload | Course Applied For | Preview

Please do not fill Application Form by open multiple tab on browser, and ensure to fill one form at a time on browser and Logout after success Application Form filling. Please Continue.

Step 1 is completed, now go to step 2 by clicking below button !!

Kindly note your User ID : **G18P750548** & Password : **13509162**.
It has also been sent to your Mobile.

Please Login using your User ID (Application No.) & Password
and follow the next Step of Application.

[Click here for Next Step\[2/5\]](#)



How to Complete the Pre-Admission Application Form.

Step 1: Re- login with the User ID and Password to complete the Application process

DECLAIMER

The screens used in the creation of this Document may vary with time been changes which happens in the due course. It is suggested to the candidate to go through the Help Manual properly before filling their Online Application Form. "The University does not own any responsibility for submitting any wrong information in the Application Form"



Help Manual (Gauhati University, Assam)



Step 2: After login you can check the Personal Details and continue to fill the Application form.

DECLAIMER

The screens used in the creation of this Document may vary with time been changes which happens in the due course. It is suggested to the candidate to go through the Help Manual properly before filling their Online Application Form. "The University does not own any responsibility for submitting any wrong information in the Application Form"



Help Manual (Gauhati University, Assam)


গুৱাহাটী বিশ্ববিদ্যালয়
Gauhati University
Welcome, TEST NURSING

[Home](#) | [Change Password](#) | [Logout](#)

[Personal Information](#) | [Address Information](#) | [Academic Details](#) | [Document Upload](#) | [Course Applied For](#) | [Preview](#)

Please do not fill in the Admission Application Form by opening multiple tabs in the browser and fill in one Form at a time only. Please Logout after success filling of the Form.

Application of Admission for the Academic Session 2018 - 2019

Step [1/5] : Personal Information

Applying For : <input type="text" value="Post Graduation (PG)"/>	
Applicant's Name (As on 10th Marksheet) :	<input type="text" value="TEST NURSING"/>
Father's Name :	<input type="text" value="Mr."/> <input type="text" value="TEST NURSING"/>
Mother's Name :	<input type="text" value="Mrs."/> <input type="text" value="TEST NURSING"/>
Date of Birth (As per Xth Certificate) :	<input type="text" value="17/06/1992"/> <input type="text" value="DD"/> <input type="text" value="MM"/> <input type="text" value="YY"/>
Nationality :	<input checked="" type="radio"/> Indian <input type="radio"/> Other
Domicile(State) :	<input type="text" value="Assam"/>
Gender :	<input type="text" value="Male"/>
Religion :	<input type="text" value="Christian"/>
Category :	<input type="text" value="GEN"/>
Registration No. of the State Nursing Council of India :	<input type="text" value="123456789"/>
Working Experience in Nursing Profession (months) :	<input type="text" value="13"/>
Local Guardian Name :	<input type="text" value="TEST NURSING"/>
Relationship with Local Guardian :	<input type="text" value="Father"/>
Other Category(Ex-Employee of GU/ Employee of GU/ Ex-Employee of Defence Personnel/ Fringe Village/ Extracurricular Quota) <input checked="" type="checkbox"/>	
*Note : Download the other category form and submit the filled form in the department you are applying for to claim reservation under following category.	
Are you Son/Daughter of Ex-Employee of Gauhati University ?	<input type="checkbox"/> Download Form
Are you Son/Daughter of Present Employee of Gauhati University ?	<input type="checkbox"/> Download Form
Are you Son/Daughter of Ex-Employee of Defence Personnel?	<input type="checkbox"/> Download Form
Are you Permanent Resident of Fringe Village as notified by Gauhati University?	<input type="checkbox"/> Download Form
Do you want to apply under Extracurricular Quota?	<input type="checkbox"/> Download Form
Do you want to apply under NCC and NSS Quota?	<input type="checkbox"/> Download Form
Are you pursuing any other regular course in GU or Other university?	<input type="radio"/> YES <input checked="" type="radio"/> NO
Have you pursued or pursuing/ Completed any Masters Programme at GU ?	<input type="radio"/> YES <input checked="" type="radio"/> NO
Need Hostel Accommodation?	<input type="radio"/> YES <input checked="" type="radio"/> NO
Are you Differently Abled?	<input type="radio"/> YES <input checked="" type="radio"/> NO
Applicant's Mobile Number :	<input type="text" value="9984156652"/>
Applicant's Email Id :	<input type="text" value="akverma@expediens.com"/>
Parents/ Guardian's Mobile No. :	<input type="text"/>
Parent's E-Mail Id :	<input type="text"/>
Local Guardian's Mobile Number :	<input type="text"/>
Local Guardian's E-Mail Id :	<input type="text"/>
Applicant's Aadhar Number (if any) :	<input type="text"/>
Unique Identity Details	
Class XII th or Equivalent Roll No. :	<input type="text" value="Test Nursing"/>
Marksheet Serial No. of Class X th or Equivalent :	<input type="text" value="Test Nuraing"/>
Class X th or Equivalent Roll No. :	<input type="text" value="Test Nursing"/>
Passing Year of Class X th or Equivalent :	<input type="text" value="2005"/>
SAVE & NEXT	

Disclaimer: "The University does not own any responsibility for submitting any wrong information in the Application Form".

DECLAIMER

Page 7

The screens used in the creation of this Document may vary with time been changes which happens in the due course. It is suggested to the candidate to go through the Help Manual properly before filling their Online Application Form. "The University does not own any responsibility for submitting any wrong information in the Application Form"



Help Manual (Gauhati University, Assam)

Step 3: Click on the “Save & Next” button to go on the next page of Address Details.

Step 4: Fill in the Address details in this tab. Please fill the correct details in these tabs.

Please do not fill in the Admission Application Form by opening multiple tabs in the browser and fill in one Form at a time only. Please Logout after success filling of the Form.

Step [2/5] : Address Information

Permanent Address

Country :	<input type="text" value="India"/>	Landmark :	<input type="text" value="south assam"/>
State :	<input type="text" value="Assam"/>	District :	<input type="text" value="Barpeta"/>
Pin Code :	<input type="text" value="110000"/>	City/Village :	<input type="text" value="Barpeta city"/>
Post Office :	<input type="text" value="southhall assam"/>	Police Station Of Your Area :	<input type="text" value="southhall Assam"/>

Local/Correspondence Address (Same As Permanent Address)

Country :	<input type="text" value="India"/>	Landmark :	<input type="text" value="south assam"/>
State :	<input type="text" value="Assam"/>	District :	<input type="text" value="Barpeta"/>
Pin Code :	<input type="text" value="110000"/>	City/Village :	<input type="text" value="Barpeta city"/>
Post Office :	<input type="text" value="southhall assam"/>	Police Station Of Your Area :	<input type="text" value="southhall Assam"/>

<< PREVIOUS

SAVE & NEXT >>

Disclaimer: "The University does not own any responsibility for submitting any wrong information in the Application Form".

Step 5: Click on “Save & Next” to save and move to the next tab to fill in the education details.


Step 6: Fill in the Correct Education details in this tab.

DECLAIMER

The screens used in the creation of this Document may vary with time been changes which happens in the due course. It is suggested to the candidate to go through the Help Manual properly before filling their Online Application Form. "The University does not own any responsibility for submitting any wrong information in the Application Form"



Help Manual (Gauhati University, Assam)


গুৱাহাটী বিশ্ববিদ্যালয়
Gauhati University
Welcome, TEST NURSING

[Home](#) | [Change Password](#) | [Logout](#)

[Personal Information](#) | [Address Information](#) | **[Academic Details](#)** | [Document Upload](#) | [Course Applied For](#) | [Preview](#)

Please do not fill in the Admission Application Form by opening multiple tabs in the browser and fill in one Form at a time only. Please Logout after success filling of the Form.

Step [3/5] : Academic Details

Note : After adding courses in "Course Applied For" page, you can't edit or make changes in this page. For making changes in this page, you need to remove course selection in "Course Applied For" page.

Class X th or Equivalent Marks Details			
Passing Year :	<input type="text" value="2005"/>	*	
Board :	<input type="text" value="CBSE"/>	*	
Other Board :	<input type="text"/>		
Maximum Marks :	<input type="text" value="1000"/>	Marks Obtained :	<input type="text" value="780"/>
		Percentage :	<input type="text" value="78%"/>
Class XII th or Equivalent Marks Details			
Stream :	<input type="text" value="Commerce"/>	Enter Other Stream :	<input type="text"/>
		Passing Year :	<input type="text" value="2007"/>
Board :	<input type="text" value="CBSE"/>		
Other Board :	<input type="text"/>		
Maximum Marks :	<input type="text" value="1000"/>	Marks Obtained :	<input type="text" value="670"/>
		Percentage :	<input type="text" value="67%"/>
Graduation Marks Details			
Stream :	<input type="text" value="B.Sc. Nursing"/>	Passing Year :	<input type="text" value="2018"/>
Select University :	<input type="text" value="Other University Within Assam"/>		
Other University :	<input type="text" value="fdgdfgh"/>		
Result Awaited :	<input type="text" value="No"/>	Roll No. :	<input type="text" value="4675678"/>
Degree Status :	<input type="text" value="Completed"/>		
Grading System :	<input type="text" value="No"/>	CGPA :	<input type="text"/>
Total marks of all semester :	<input type="text" value="1000"/>	Total Marks Obtained in all semester :	<input type="text" value="550"/>
		Percentage :	<input type="text" value="55%"/>
Subjects You Pursued In Graduation			
Semester / Year :	<input checked="" type="radio"/> Semester <input type="radio"/> Year		
<p>Note : Please fill all the required subjects and fill the marks carefully in the relevant boxes. According to selected subjects, you will be able to choose Departments, Degrees and Subjects on "Course Applied For" menu tab.</p>			
List of Selected Subjects in Graduation			
S.No.	Subject/Discipline	Subject Nature	
1	Nursing	Major Subject	

<< PREVIOUS

NEXT >>

Disclaimer: "The University does not own any responsibility for submitting any wrong information in the Application Form".

DECLAIMER

Page 9

The screens used in the creation of this Document may vary with time been changes which happens in the due course. It is suggested to the candidate to go through the Help Manual properly before filling their Online Application Form. "The University does not own any responsibility for submitting any wrong information in the Application Form"



Help Manual (Gauhati University, Assam)

Step 7: Click on **“Save & Next”** to move to the Document Upload tab.

Note: please enter the GU Registration number if you have selected Gauhati University as you're Graduation University. On the bases of the education details filled by the student he/she can select the select MSc Nursing in Course Applied For.

The Eligibility criteria for MSc Nursing is that a student should have BSc Nursing in graduation and should have scored a minimum of 55% marks, The Reservation Criteria will be followed as per Gauhati University.



Help Manual (Gauhati University, Assam)

Step 8: Upload the Photograph and signature in this page.

“Use your Latest Photograph in this form”. Or Keep your Latest Photograph.

গুৱাহাটী বিশ্ববিদ্যালয়
Gauhati University

Welcome, TEST FIVE

| Home | Change Password | Logout |

Personal Information | Address Information | Academic Details | **Document Upload** | Course Applied For | Preview

Please do not fill in the Admission Application Form by opening multiple tabs in the browser and fill in one Form at a time only. Please Logout after success filling of the Form.

Step [4/5] : Document Upload

* To Resize your image / photo please click here

Photo Upload : No file chosen *
[File size should not greater than 100 KB | Supported File Types .jpg, .jpeg, .bmp, and .png]

Signature Upload : No file chosen *
[File size should not greater than 100 KB | Supported File Types .jpg, .jpeg, .bmp, and .png]

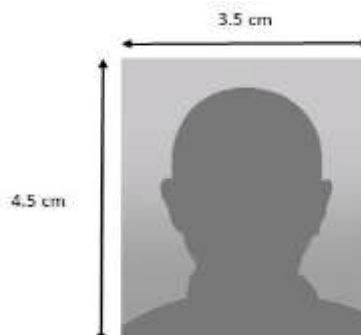
Graduation Mark Sheet Upload : No file chosen *
[File size should not greater than 200 KB | Supported File Types .jpg, .jpeg, .bmp, and .png]

OBC/MOBC/SC/STP/STH Certificate Upload : No file chosen *
[File size should not greater than 100 KB | Supported File Types .jpg, .jpeg, .bmp, and .png]

Photo	Signature	Mark Sheet	OBC/MOBC/SC/STP/STH Certificate
		 VIEW	 VIEW

[<< PREVIOUS](#) Disclaimer: "The University does not own any responsibility for submitting any wrong information in the Application Form". [SAVE & NEXT](#)

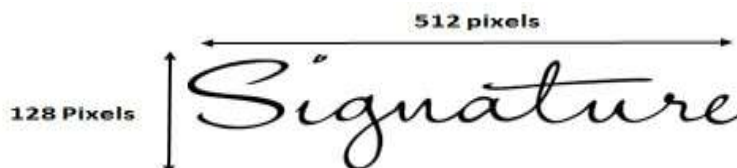
Note: The Photo uploaded should have dimensions of 413x531 pixels up to 100Kb.





Help Manual (Gauhati University, Assam)

The Signature should be not less than 512x128 Pixels and size should be up to 100Kb.



Step 9: Click on the “Save & Next” button to save and to the course applied page to select the MSc Nursing degree where you want to take your admission.

Please do not fill in the Admission Application Form by opening multiple tabs in the browser and fill in one Form at a time only. Please Logout after success filling of the Form.

Step [5/5] : Course Applied For

Department : 319 - Lokopriya Gopinath Bordoloi Regional Institute of

Degree : MSc Nursing

Subject : Psychiatric Nursing

S.No.	Department	Degree	Subject	Application Fee	Examination Fee	IsSFS	DELETE
1	Lokopriya Gopinath Bordoloi Regional Institute of Mental Health Tezpur [319]	MSc Nursing	Psychiatric Nursing	200.00	300.00	Yes	<input type="button" value="DELETE"/>

*Note : Bank charges extra as applicable !!
 Total Fee : Rs. 600
 Paid Amount : Rs. 0
 Current Application Fee : Rs. 600
 Net Payable Amount : Rs. 600

Disclaimer: "The University does not own any responsibility for submitting any wrong information in the Application Form".

Note: To remove any degree which is been selected by mistake please click on delete option, before the payment to university.

Step 10: Click on “NEXT” to go to preview option.



Help Manual (Gauhati University, Assam)

Step 11: The Preview option is to check the form details which you have fill. If there is any changes which required you can edit them by going to their respective tabs.

Welcome, TEST NURSING

Home | Change Password | Logout

Personal Information | Address Information | Academic Details | Document Upload | Course Applied For | **Preview**

Please do not fill in the Admission Application Form by opening multiple tabs in the browser and fill in one Form at a time only. Please Logout after success filing of the Form.

Application for Admission in Academic Session 2018 - 2019

PREVIEW FORM BEFORE FINAL SUBMISSION

Step [1/5] : Personal information

Applying For : Post Graduation (PG)

Type of Course you are Applying for	Full Time		
Applicant's Name (As on 10th Marksheet)	TEST NURSING		
Father's Name	Mr. TEST NURSING		
Mother's Name	Mrs. TEST NURSING		
Date of Birth	17/06/1992	Nationality	Indian
Domicile(State)	Assam		
Gender	Male		
Religion	Christian		
Category	GEN		
Registration No. of the State Nursing Council of India	123456789	Working Experience in Nursing Profession (months)	13
Local Guardian Name	TEST NURSING	Relationship with Local Guardian	Father
Other Category(Ex-Employee of GU/ Employee of GU/ Ex-Employee of Defense Personnel/ Fringe Village/ Extracurricular Quota)	No		
Are you pursuing any other regular course in GU or Other university?	Yes		
Have you pursued or pursuing/ Completed any Masters Programme at GU ?	Yes		
Degree Name	fgg	Subject	Computer
Passing Year	2016		
Need Hostel Accommodation?	Yes		
Are you Differently Abled?	No		
Your Own Mobile Number	8826482088	Applicant's Email Id	testtwo@gmail.com
Parents/ Guardian's Mobile no		Parent's E-Mail Id	
Local Guardian's Mobile Number		Local Guardian's E-Mail Id	
Aadhar Number			
Class XII th or Equivalent Roll No	test two	Marksheet serial no of Class Xth or Equivalent	test two
Class X th or Equivalent Roll No	test two	Passing year of Class Xth or Equivalent	2006

Step [2/5] : Address information

Permanent Address	Local/Correspondence Address
Country : India	Country : India
Landmark : NAGOAN	Landmark : NAGOAN
State : Assam	State : Assam
District : BAKSA	District : BAKSA
City/Village : hghtghg	City/Village : hghtghg
Post Office : btgtfvb	Post Office : btgtfvb
Police Station Of Your Area : nghn	Police Station Of Your Area : nghn
Pin Code : 228132	Pin Code : 228132

Step [3/5] : Document Upload Details

Photo	Signature	Mark Sheet	OBC/MOBC/SC/ST/VTSH Certificate
		 VIEW	 VIEW

== PREVIOUS
Disclaimer: "The University does not own any responsibility for submitting any wrong information in the Application Form".
NEXT ==

DECLAIMER

13

Page

The screens used in the creation of this Document may vary with time been changes which happens in the due course. It is suggested to the candidate to go through the Help Manual properly before filling their Online Application Form. "The University does not own any responsibility for submitting any wrong information in the Application Form"



Help Manual (Gauhati University, Assam)


গুৱাহাটী বিশ্ববিদ্যালয়
Gauhati University
Welcome, TEST NURSING

[Home](#) | [Change Password](#) | [Logout](#)

[Personal Information](#) | [Address Information](#) | [Academic Details](#) | [Document Upload](#) | [Course Applied For](#) | [Preview](#)

Please do not fill in the Admission Application Form by opening multiple tabs in the browser and fill in one Form at a time only. Please Logout after success filling of the Form.

Step [4/5] : Academic Details

Class X th or Equivalent Marks Details

Passing Year	: 2005		
Board	: CBSE		
Other Board	:		
Maximum Marks	: 1000	Marks Obtained	: 780
Percentage	: 78		

Class XII th or Equivalent Marks Details

Stream	: Commerce	Other Stream	: NA
Do you have Mathematics in 10+2?	: No	Passing Year	: 2007
Board	: CBSE		
Other Board	:		
Maximum Marks	: 1000	Total Marks Obtained in all semester	: 670

Graduation Marks Details

Stream	: B.Sc. Nursing	Passing Year	: 2018
University	: Other University Within Assam	Other University	: fdgdfgh
Result Awaited	: No	Degree Status	: Completed
Grading System	: No	CGPA	:
Total Marks of all semester	: 1000	Marks Obtained	: 550

S.No.	Subject/Discipline
1	Nursing

Step [5/5] : Course Applied For

S.No.	Department	Degree	Subject	Application Fee	Examination Fee	Is SF S
1	Lokopriya Gopinath Bordoloi Regional Institute of Mental Health Tezpur [319]	MSc Nursing	Psychiatric Nursing	200.00	300.00	Yes

*Note : Bank charges extra as applicable !!

Total Fee	: Rs. 600
Paid Amount	: Rs. 0
Current Application Fee	: Rs. 500
Net Payable Amount	: Rs. 500

Important Note: Once clicked on the "Submit & Make Payment" Button you cannot change any details. Therefore it is suggested to check and confirm the details property before final submission.

Declaration

I hereby declare that all the information stated above is correct and if there is any discrepancy found at any stage during the admission process, my application and admissions may stand canceled and I will not be eligible for refund of any fee paid. If admitted I shall abide by the rules and regulations of the University.

Confirm / Accept Declaration

<< PREVIOUS

SUBMIT & MAKE PAYMENT

Disclaimer: "The University does not own any responsibility for submitting any wrong information in the Application Form".



Help Manual (Gauhati University, Assam)

Step 9: Check the Fee on the bottom of the page.

Step 10: Selecting the declaration, after that click on the “Accept and Submit Details” button to finally submit the Application Form.

Important Note: Once clicked on the submit option you cannot change any details, it is suggested to check the details properly before Submitting the Form.

Please do not fill in the Admission Application Form by opening multiple tabs in the browser and fill in one Form at a time only. Please Logout after success filling of the Form.

Confirm Payment (ONLINE PAYMENT)

DOWNLOAD & CHECK PRE PAYMENT APPLICATION FORM BEFORE MAKE PAYMENT	
Please Check The Payment Options Accepted By Gateway	
Application Fee (Rs.)	: 500 *Note : Bank charges extra as applicable !!
Payment Gateway	: <input checked="" type="radio"/> EBS
CONTINUE FOR PAYMENT	

Disclaimer: "The University does not own any responsibility for submitting any wrong information in the Application Form".

Step 11: Before submitting fees student can download Application form.



Help Manual (Gauhati University, Assam)



Congratulations!! Your Payment is successfully done.

Your Success Transaction Id is : 20180412181447799_600232

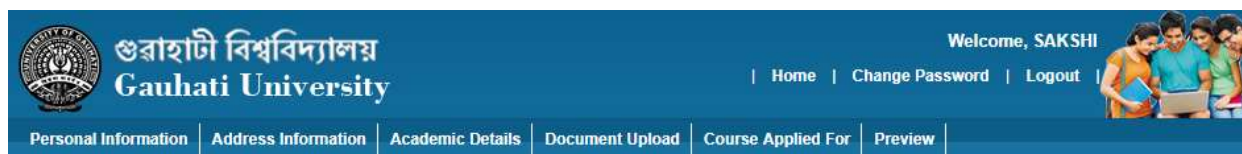
Your Paid Amount is : 500

[Click here to Continue !!](#)



Step 12: Once payment done student get confirmation of payment.

Step 13: After submitting the payment student can download Application form & payment receipt both.





[Download Forms](#)


DOWNLOAD SECTION

Dear SAKSHI ,

Please Take a Print out of following documents.

-  Application form
-  E-Payment Receipt Application Fee

Team
GU, GAUHATI.



Application form is successful submitted to University.